

FLASH CARD



100  
grams



1 kg

FLASH CARD

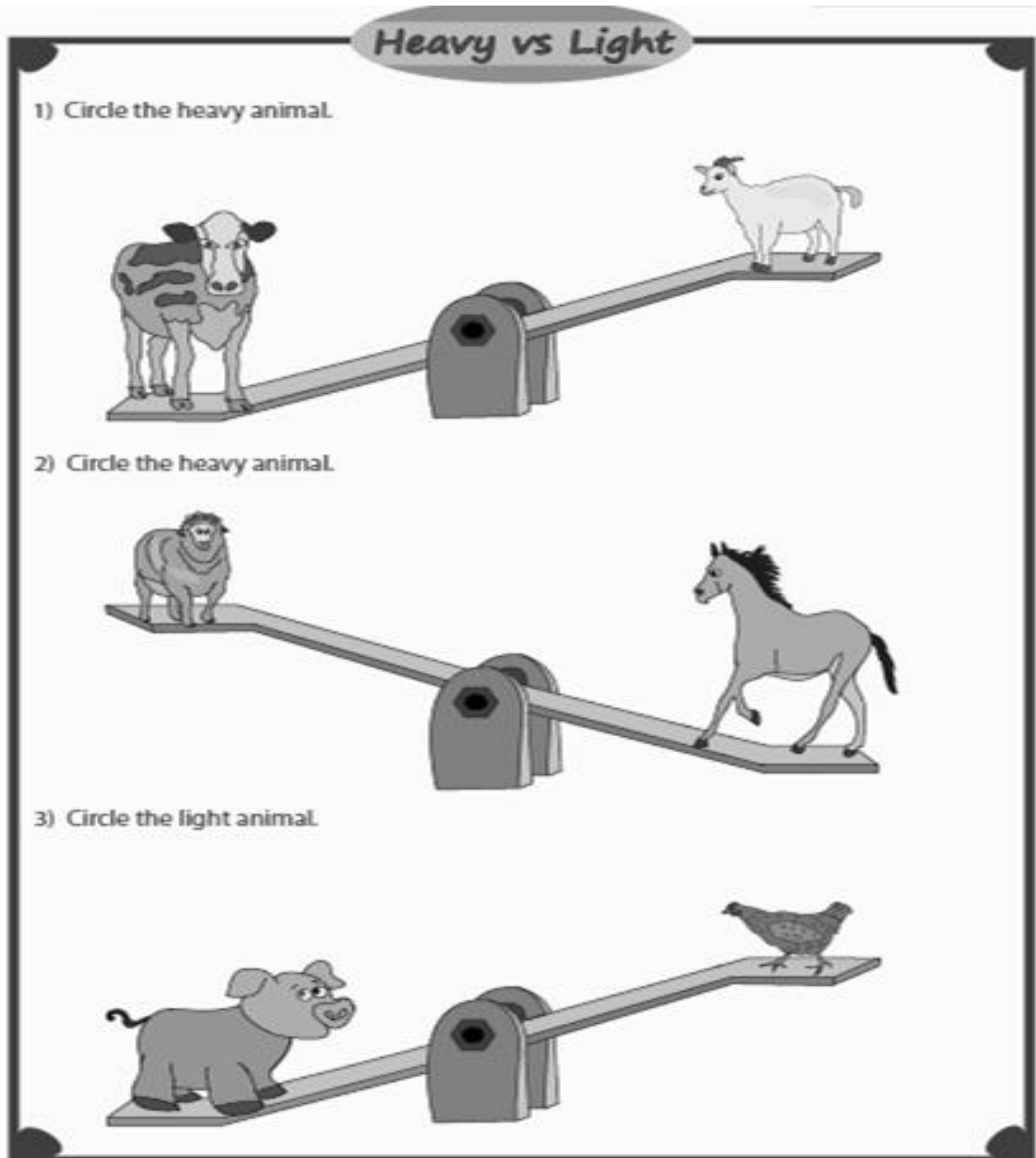
50 kg



20 kg

**ACTIVITY SHEET**

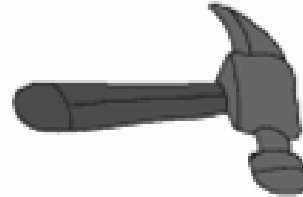
Observe the picture. The heavier side goes down



## ACTIVITY SHEET

## Heavy vs Light


- 1) Circle the heaviest object.



- 2) Circle the lightest object.



- 3) Circle the heaviest object.

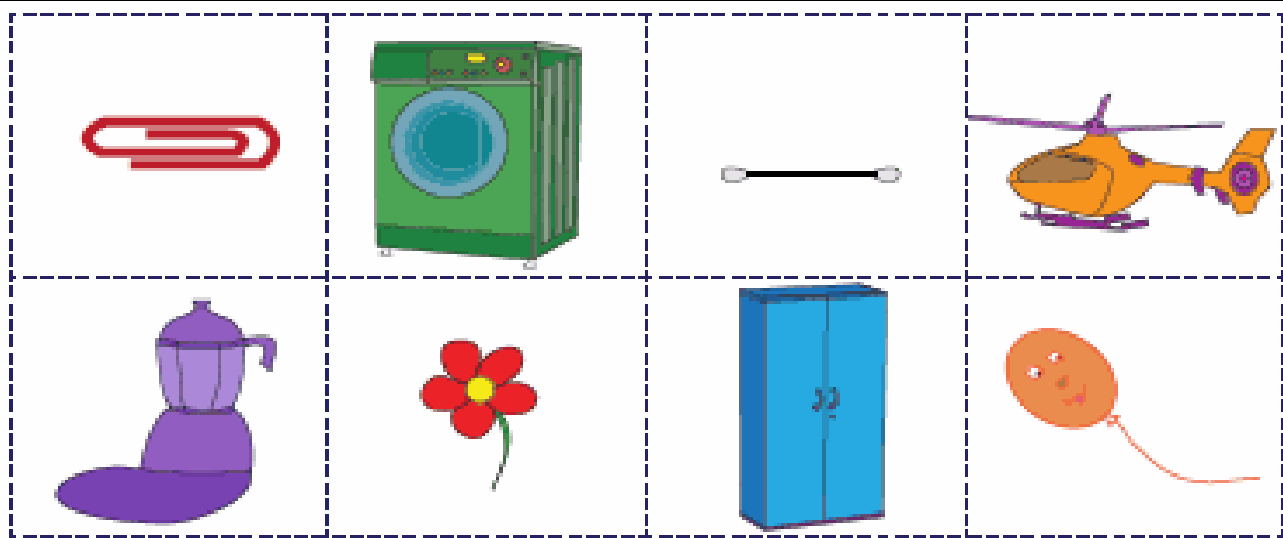


- 4) Circle the lightest object.



## ACTIVITY SHEET

Cut the picture and paste in the correct box



Heavy

Light

## ACTIVITY SHEET

*Heavy vs Light*

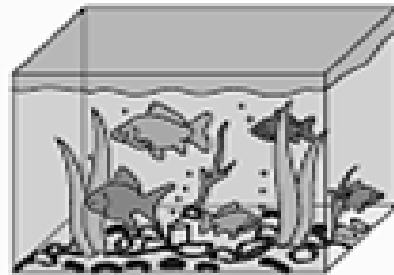
Tick the correct choice that best describes the weight of each object.

1)




☐ Heavy ☐ Light

2)



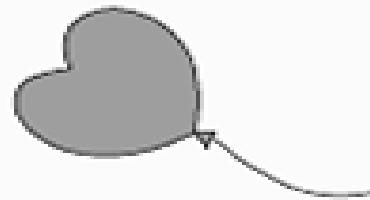
☐ Heavy ☐ Light

3)



☐ Heavy ☐ Light

4)



☐ Heavy ☐ Light

5)



☐ Heavy ☐ Light


6)



☐ Heavy ☐ Light

## ACTIVITY SHEET

Encircle the animal which can carry more weight



**KENDRIYA VIDYALAYA IIT CAMPUS CHENNAI-36**

**FIRST TERM WORKSHEET-1 MONTH: JUNE / JULY**

**CLASS: II**

**SUBJECT: MATHEMATICS**

**KNOWLEDGE**

Match the picture of the animals with the weights they can carry



**100 kilograms**



**10 kilograms**



**50 grams**



**500 kilograms**



**300 kilograms**